

**NEW**



**THE ADVENTURER'S  
ALL-TERRAIN VEHICLE  
OF CHOICE.**

**THAR**

**4X4**

**Mahindra**  
Rise.

The legend of the Thar has been in the making for more than seventy years, the adventurer's car of choice, Mahindra's original all-terrain, come-what-may jeep.

With its classic body and contemporary features, the Thar is tougher than you could imagine. Armed with the Borg Warner 4WD System that provides 2.48 crawl ratio in low-range, its traditionally high approach and departure angles (44° and 27° respectively) with a 15° ramp over angle, great overall clearance at 200mm, a new mechanical locking rear differential and auto locking hubs, you and your Thar are ready to render the impossible possible.



**BUILT TO TAKE ON ANYTHING!**



*Above: The mechanical locking differential provides enhanced traction on loose and slippery surfaces without the need for pushbuttons, shift throws or other interventions.*

*Early Mahindra vehicles assembled in front of the Kandivali factory, Mumbai (Circa 1949).*


*Left: Approach and departure angles (vehicle shown with optional alloy wheels)*

# fearless

## COMFORT AND CONVENIENCE

*01 - The Thar comes with a factory-fitted air conditioner and heater as standard, with multi-directional vents to keep you comfortable in any circumstances.*

*02 - The front seats are wide and offer ample support to reduce strain when driving over long distances.*



*03 - The steering wheel is designed to fit your hands and equipment is positioned exactly where you need it.*

*04 - The floor-mounted centre console houses two cup holders.*

*05 - The three-pod instrument cluster provides clear and easy to read information as you drive.*

# fun

The extended wheel arches and toughened front and rear bumpers accentuate the Thar's rugged looks while protecting the bodywork from any damage. Clear lens headlamps provide powerful light over any terrain whilst the removable canvas canopy helps to immerse you in the natural world around you and experience the elements at close hand.

## PRESENCE ON AND OFF-ROAD

It's not only about butch and brawn, though, as there is a factory fitted air conditioner and heater with multi-directional vents to keep you comfortable in any circumstances, wide front seats to reduce the strain of driving over long distances, and steering wheel and gear lever designed to fit your hands and positioned exactly as you need them.

Power steering makes manoeuvrability a breeze with a car-like turning circle of just 5.75m. The two-tone dashboard is attractive, whilst the three-pod instrument cluster provides all the information you need while you drive. There are even cup holders provided in the floor mounted centre console and a lockable glove compartment to keep your essentials safe from the wiles of nature.

# fantastic

## TECHNOLOGY



01



02



03



04

The Thar features the NEF TCI-CRDe 2.5l turbo-diesel engine, providing a perfect balance of power and torque. It generates 78kW of power at 3,800 r/min and 247Nm of torque at 1,800 - 2,000 r/min, providing unmatched capability on any terrain. The manual shift-on-the-fly 4WD with high and low ratio, along with the closely matched ratios

on the main gearbox enable the driver to maintain headway under most conditions, whilst the mechanical locking differential provides enhanced traction on loose and slippery surfaces without the need for pushbuttons, shift throws or other interventions. The auto-locking hubs disconnect the front axle when not required, reducing wear and tear and increasing fuel efficiency.

The factory-fitted digital immobiliser with encrypted key-recognition system provides individualised security to the Thar.

## COLOURS AVAILABLE



RED RAGE



DSAT SILVER



ROCKY BEIGE

01 - Speak to your dealer about the comprehensive range of accessories available to make your Thar really your own. These include off-road tyres, snorkel, winch, grille protector, front bumper and hard top roof.

02 - The NEF TCI-CRDe 2.5l turbo-diesel engine provides a perfect balance of power and torque (78kW and 247Nm respectively).

03 - 04 - The manual shift-on-the-fly 4WD with high and low ratio, along with the closely matched ratios on the main gearbox enable the driver to maintain headway under most conditions.

# SPECIFICATIONS

ENGINE	
Engine designation	NEF TCI-CRDe
Fuel type	Diesel
Capacity	2,498 cc
Cylinders	4
Bore and stroke	94 x 90 mm
Compression ratio	17.8:1
Induction	Turbocharged with Common Rail Injection
Valve-train	4 Valves per Cylinder
Power	79kW @ 3,800 r/min
Torque	247Nm @ 1,800 ~ 2,000 r/min
Fuel consumption (combined cycle)	8.9l/100 km
TRANSMISSION	
Drive	4WD
Type	5-speed manual
Low range	Yes
Traction enhancement	Mechanical Locking Differential (MLD) EATON
4WD Hubs	Auto-locking
Shift-on-the-fly from 2WD to 4WD	Yes
CHASSIS AND SUSPENSION	
Ladder frame chassis	
FRONT	
Type	IFS with Torsion Bar and Stabilizer Bar
Shock absorbers	Hydraulic, dual acting, telescopic
Suspension travel	194 mm
REAR	
Type	Semi-elliptical Leaf Springs
Shock absorbers	Hydraulic, dual acting, telescopic
BRAKES	
Type	Dual hydraulic circuit with tandem master cylinder, vacuum assisted servo with auto slack adjuster
Front	226 mm discs
Rear	282 mm drums
DIMENSIONS & CAPACITIES	
Overall length	3,920 mm
Wheelbase	2,430 mm
Overall height	1,930 mm
Overall width	1,726 mm
Track front	1,445 mm
Track rear	1,346 mm
Ground clearance	200 mm
Approach angle	44 deg
Departure angle	27 deg
Breakover angle	15 deg
Wading depth	500 mm
Fuel tank	60 litres
Wheels and tyres	6.5J x 16 steel, full wheel caps, 235/70 R16 tyres
Turning radius	5.75 m
Gross Vehicle Mass (GVM)	2,200 kg
Gross Combination Mass (GCM)	2,950 kg
Tare Mass	1,745 kg
Towing capacity	750 kg

EXTERIOR FEATURES	
	Iconic, body-colour 6-slat grille
	Black fender extensions and styled front bumper
	Black side steps
	Black side rear view mirrors (manual)
	Removable black canvass canopy
	Style line pressed into front doors
	Chrome badging
	Spare wheel on rear tailgate
	Clear lens headlamps
	Manual locking fuel flap
	Emergency recovery points front and rear
	Flexible mud-flaps front and rear
INTERIOR FEATURES	
	Front bucket seats with 3-point safety belts
	Adjustable headrests
	Durable cloth seat trim
	Dual-tone dashboard
	Floor console with cup holders
	3-pod instrument cluster with chromed bezels
	Rubber floor covering in cabin front
	Side impact beams
	Dash-mounted passenger assist grip
	Day/night rear view mirror
	Silver accented bezels around air vents
	Manual window winders
	Thick-grip steering wheel with silver insert
COMFORT AND CONVENIENCE	
	Air conditioner
	3-speed fan and front demister
	2-speed windscreen wipers with intermittent wipe
	Power steering
	Digital immobilizer
	Backlit instrumentation with digital odometer
	Lockable glove-box
	12V power outlet
	Low fuel warning light
	Seat belt warning light
COLOURS	
	Dsat Silver
	Red Rage
	Rocky Beige
OPTIONAL EQUIPMENT	
	Fixed canopies (Steel, fibreglass, aluminium)
	Rollbar
	Audio system (dealer only option)
SERVICE & WARRANTY	
Warranty	2-years / 50,000 km
Service plan	3-years / 60,000 km optional service plan




**Customer Care: (012) 661 3159 / (012) 661 3161**

**Email: [customercare@mahindra.co.za](mailto:customercare@mahindra.co.za)**


**[www.mahindra.co.za](http://www.mahindra.co.za)**

1st Floor Block C Eco Fusion 6  
324 Witch Hazel Street Highveld X59  
P O Box 69079 Highveld Park  
0169 South Africa

 Facebook - MahindraSA

 Twitter - @MahindraSA

 Google+

 YouTube

 Instagram

PLEASE NOTE: Some of the equipment shown in this brochure may not be available on all models or in all markets. Some finishes and specifications are also not available in all markets. All specifications are subject to change without notice. Please contact your local dealer for the latest information.

Date of Publication:

OCTOBER 2016

Part No:

BROCHURE 025



MAHINDRA RECOMMENDS YOU USE ONLY



100%  
REAL